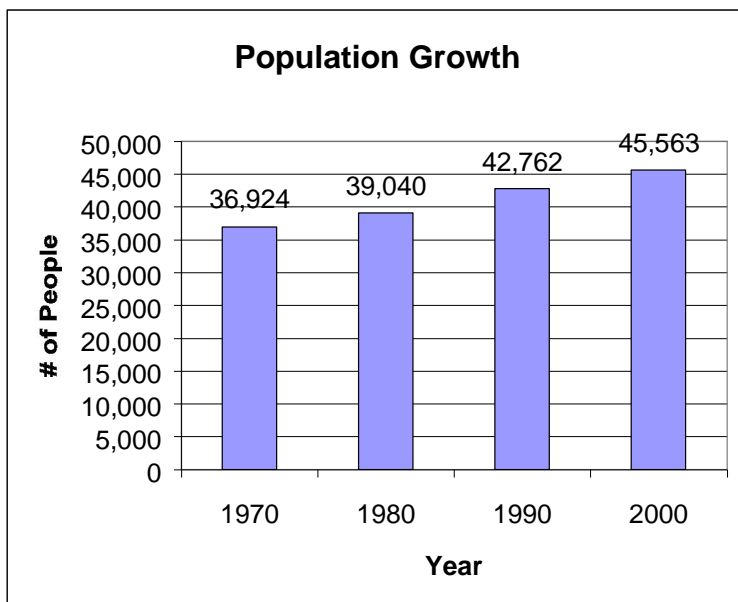


Population

2.1 Population Growth

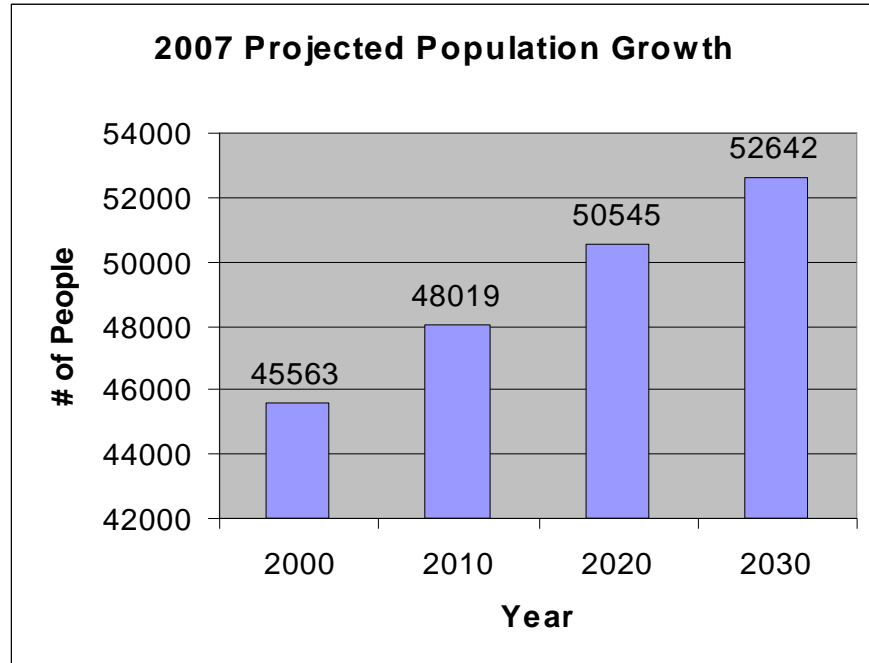
The change in population is an excellent indicator of the health of a community. The majority of mid to large cities in Connecticut experienced very little growth or actual declines in population between 1990-2000. Middletown was an exception to this rule. The year 2000 census indicates that Middletown has grown significantly in the past decade. Middletown grew by 6.5 % with an increase in population from 42,762 in 1990 to 45,563 in the year 2000.

Middletown's growth between 1990 and 2000 was below that of Middlesex County (8.3%) but greater than Connecticut's, which increased 3.6% as a whole.



In 2003, the U.S. Census Bureau estimated Middletown's population to be 46,918. This reflects a 3% increase since the 2000 Census. The state Office of Policy and Management projects that Middletown's population will grow by 1.2% per year or 6% over the next five years. This would bring Middletown's population to 49,733 in 2010. The State of Connecticut as a whole is predicted to grow at a much slower rate of just 0.7% per year or 3.5% over the next five years.

In 2007, the University of Connecticut released an updated projected population growth. From 2000 to 2010 population is projected to grow 5.39%, 5.26% from 2010-2020, and 4.15% from 2020-2030.



These estimates are consistent with a more practical population projection.

Building Permits Issued between 2000-06/2007	1,734
Vacant Units	- 102
Occupied Units	1632
Persons per Household	* 2.3
Population Increase 2000-2007	3,754

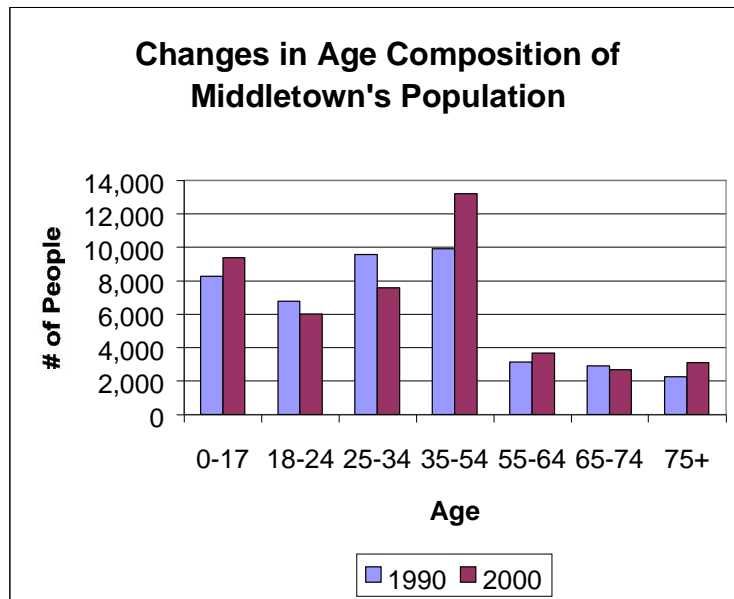
June 30, 2007 Population Estimate 49,317

2.2 Composition by Age

Middletown has a relatively young median age of population, 36.3 years in 2000. Nearly one-third of all inhabitants are under 25 years of age, 56 percent are in the prime working ages of 25 through 64 years, and approximately 13 percent are in retirement ages of 65 and over.

Middletown's age distribution remained similar between 1990 and the year 2000. Compared to the city's age structure in 1990, the elderly population has not changed significantly, while the youth and college-age population has declined slightly in share. By contrast, the working age population (25-64) has grown considerably. The most notable difference was the increase in the 35 – 54 age category.

More recent projections from the Connecticut Data Center continue to verify Middletown's aging population.

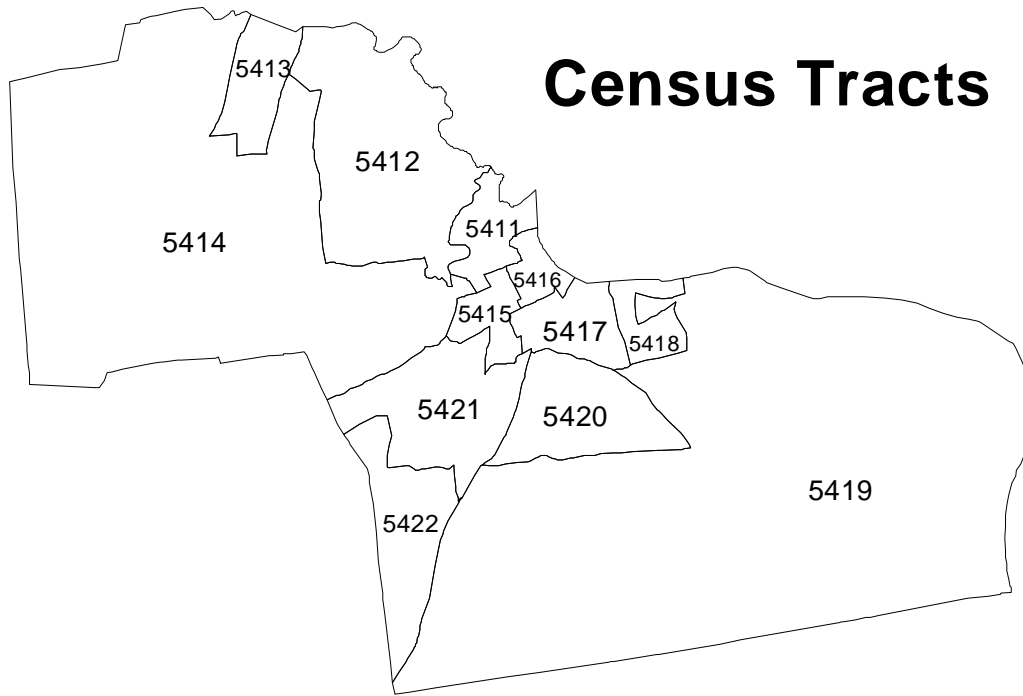


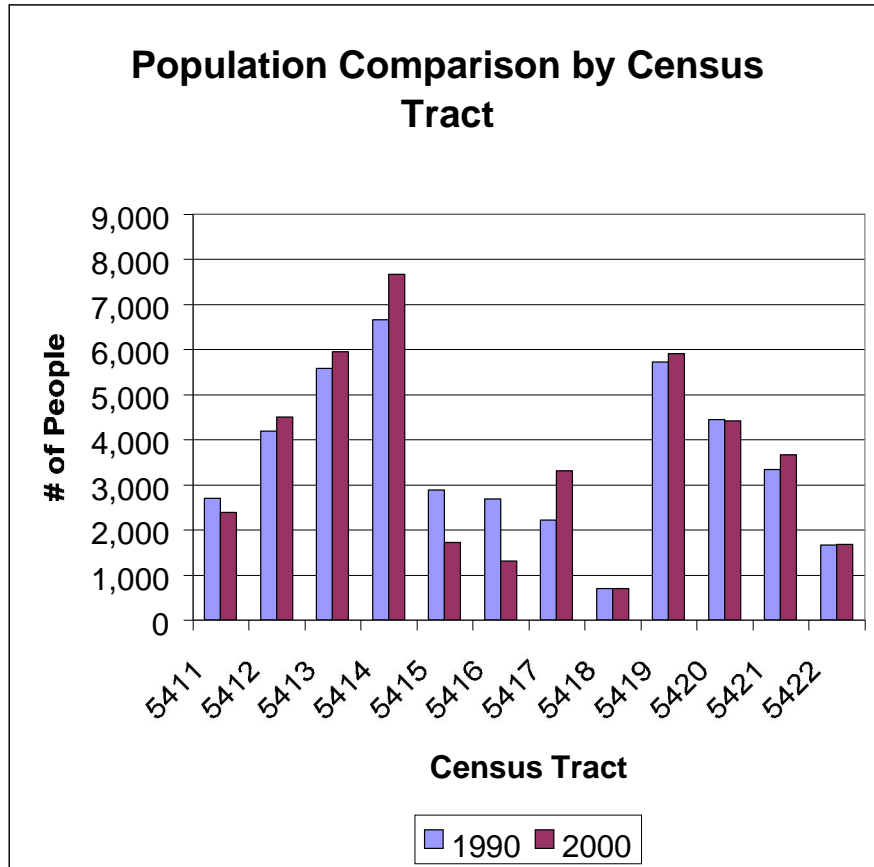
In just a few years, the baby boomers will be reaching 65+ and new measures will have to be met in order to cater to this growing population. Communities are beginning to experience the need for elderly services and facilities. It has been projects nationwide that by 2030, one in every five people will be over the age of 65. In the 2000 census, 13.4% of Middletown was populated with people over 65+. Those 50-64 years of age made up 14.4%. Those 50-64 years will be the future of Middletown's growing population. The numbers only increase further down the age brackets. Middletown needs to plan for this aging population.

2.3 Population by Census Tract

While the population of Middletown grew 6.5% as a whole between 1990 and 2000, the downtown neighborhoods have actually all drastically declined in their numbers. Census tracts 5411, 5415 and 5416 have lost an average 35% of their populations. This is indicative of the social problems that exist in the downtown area.

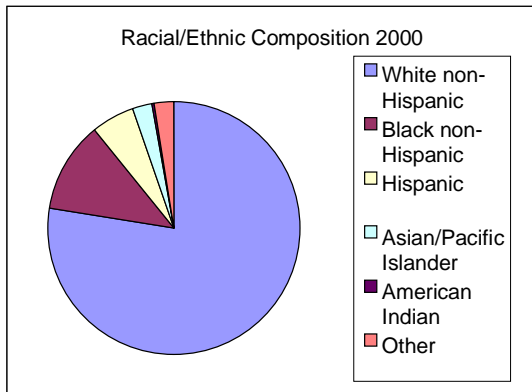
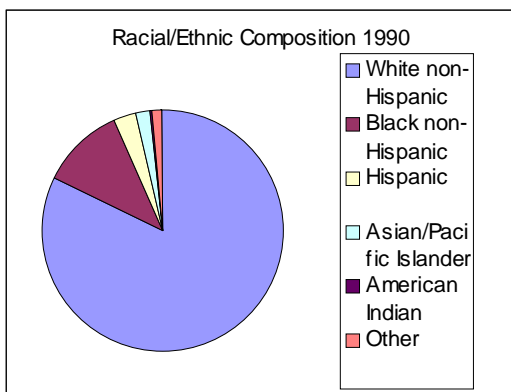
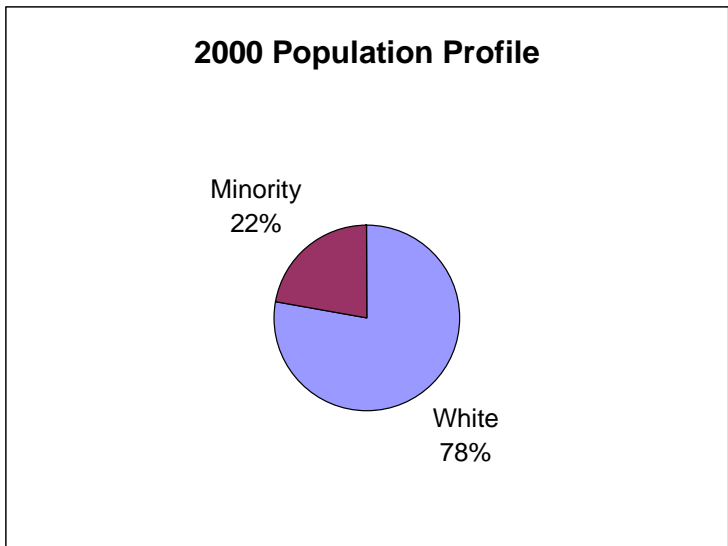
In comparison, neighborhoods that reach into the Westfield and South Farms sections of town have experienced increases during the same period. Most evidently, census tract 5414 (Westfield) grew by over 15%.





2.4 Race and Ethnicity

In the 1990's, Middletown became more diverse in racial/ethnic terms, as the white non-Hispanic population marginally declined and growth occurred in the black non-Hispanic, Asian/other and Hispanic communities. Asian/others (comprised of Asians, Pacific Islanders and American Indians) is the fastest growing minority group followed by Hispanics. Middletown's minority population of 9,732, which accounted for 22.5% of the overall population, was the largest in the entire region. Middlesex County has a minority population of 10.7%, with the vast majority residing in Middletown.



2.5 Income

The median household income of Middletown has risen by 25% between 1990 and 2000 from 37,644 to 47,162. Despite substantial increases in the city as a whole, there is also persistent evidence of poverty. In comparing the median household income data between 1990 and 2000 by census tract, the most dramatic observation was the significant decrease that occurred in the downtown census tracts. Most notably, census tract 5416 dropped from \$16,228 in 1990 to \$13,699 in 2000, at total decrease of 16%. It is also important to note how much poorer census tract 5416 is than all of the other tracts.

